

## SILA CONCEPTS SHORT SHIFTER ADAPTER INSTALLATION INSTRUCTION

1. Using both hands, grab rear of center console top and lift up to detach.



## SILA CONCEPTS SHORT SHIFTER ADAPTER INSTALLATION INSTRUCTION

2. Pull slowly to unhook latches connected to the dashboard.






## SILA CONCEPTS SHORT SHIFTER ADAPTER INSTALLATION INSTRUCTION

3. Remove the center console completely.



## SILA CONCEPTS SHORT SHIFTER ADAPTER INSTALLATION INSTRUCTION


4. Using one or two screw drivers, pry off cable socket from the ball on the shifter lever.






## SILA CONCEPTS SHORT SHIFTER ADAPTER INSTALLATION INSTRUCTION

5. Using one or two screw drivers, pry off cable socket from the ball on the shifter lever.



## SILA CONCEPTS SHORT SHIFTER ADAPTER INSTALLATION INSTRUCTION

6. Using a small flat head screw driver, unclip the main ball and socket.





## SILA CONCEPTS SHORT SHIFTER ADAPTER INSTALLATION INSTRUCTION

7. You are now able to remove the shifter from the housing.



## SILA CONCEPTS SHORT SHIFTER ADAPTER INSTALLATION INSTRUCTION

8. Install SILA adapter using a **4mm Hex Key** onto the lever. Make sure to use locktight on bolts.






## **SILA CONCEPTS SHORT SHIFTER ADAPTER INSTALLATION INSTRUCTION**

**9. This is what your shifter should look like once the SILA Concepts short shifter is installed**



## SILA CONCEPTS SHORT SHIFTER ADAPTER INSTALLATION INSTRUCTION


10. Put the ball and socket back into the shifting assembly.





## SILA CONCEPTS SHORT SHIFTER ADAPTER INSTALLATION INSTRUCTION

11. Grease ball and push on cable socket end.  
Shift through all gears for proper function.



## SILA CONCEPTS SHORT SHIFTER ADAPTER INSTALLATION INSTRUCTION

12. Re-install center console in reverse order of disassembly.





## **SILA CONCEPTS SHORT SHIFTER ADAPTER INSTALLATION INSTRUCTION**



**Disclaimer: These instructions and photographs are for informational purposes only. We are not responsible for any damages that may result in doing the following modification.**

**These instructions may be useful if you are planning to use the SILA Concepts Short Shifter Adapter in your FIAT 500. This guide may help in the installation process.**

**As always, please keep in mind that some modifications you do to your vehicle may affect the warranty and performance of the car.**

**If you have any questions do not hesitate to contact us at:  
562-981-6800 or 512-982-9393**